

LACHOWSKI Jan¹
BOROWIECKA-JAMROZEK Joanna²

ECONOMICAL ASPECTS OF USING DIAMONDS AND COBALT IN PRODUCTION OF DIAMOND IMPREGNATED TOOLS

In the paper the analysis of dynamics of mining, production and market prices of cobalt was performed in the years 1900-2010. Cobalt is used as the basic material for matrices of diamond impregnated tools for cutting natural stones and building materials. Cobalt is characterized by an exceptionally good retention of diamond particles. Because of that there is high demand for cobalt and hence there remains a high price of that material. The possibility of substitution of cobalt with other cheaper alloys was considered, which as a matrix material would give similar functional properties with the lower costs of production.

EKONOMICZNE ASPEKTY STOSOWANIA DIAMENTÓW I KOBALTU W PRODUKCJI NARZĘDZI METALICZNO-DIAMENTOWYCH

W prezentowanej pracy przeprowadzono analizę dynamiki wydobycia, produkcji i cen rynkowych kobaltu na przestrzeni lat 1900-2010. Kobalt jest stosowany jako podstawowy materiał na osnowę w narzędziach metaliczno-diantentowych służących do cięcia kamieni naturalnych i materiałów budowlanych. Charakteryzuje się wyjątkowo dobrą retencją cząstek diamentowych. Powoduje to duże zapotrzebowanie na kobalt i w wyniku tego utrzymuje się wysoka cena tego materiału. Analizuje się możliwości zastąpienia kobaltu innym, tańszym surowcem, który jako materiał osnowy zapewniłby podobne własności użytkowe narzędzi przy niższych kosztach ich wytwarzania.

1. INTRODUCTION

In the industry of diamond impregnated tools for cutting natural stones and building materials circular saws with a working layer in the form of segments soldered to a steel disk between special cuts are used (Fig. 1). The segments constitute the working elements of a saw are produced by means of the technology of powder metallurgy.

¹ Kielce University of Technology, Faculty of Management and Computer Modelling, POLAND;
Kielce 25-314; Al. Tysiąclecia PP 7. Phone: + 48 41 342-44-37,
E-mail: jlach@tu.kielce.pl

² Kielce University of Technology, Faculty of Mechatronics and Machine Building, POLAND;
Kielce 25-314; Al. Tysiąclecia PP 7. Phone: + 48 41 342-45-15,
E-mail: jamrozek@tu.kielce.pl

The process of producing diamond impregnated sinters consists in mixing the powder constituting the metallic matrix (Fig. 2) with the diamond powder, synthetic or natural (Fig. 3), pressing fittings, and then sintering or hot pressing them. As a result of those operations one receives sinters commonly known as diamond impregnated segments. The segments are soldered to steel disks (Fig. 1) and they constitute cutting elements of circular saws used for cutting materials [1,2].

Technological progress in the production of modern diamond impregnated tools is expressed in the producers' striving for producing tools of better and better functional properties with the use of lower production costs. Good quality of a tool is influenced mainly by:

- suitable structure of a tool,
- proper choice of the matrix material,
- proper choice and location of diamond particles in the matrix material.




Fig. 1. Modern diamond impregnated tools

Cobalt is the material that is most often used for the matrix of diamond impregnated sinters. However the price of that material is high and at the same time unstable. The economic situation forces producers to seek possibilities to replace cobalt with other, cheaper material, which as a matrix material would ensure similar functional properties of tools with lower costs of their production.




Fig. 2. Powder of SMS cobalt




Fig. 3. Synthetic diamonds a), natural diamonds b) [1,2]

2. USING DIAMONDS FOR THE PRODUCTION OF TOOLS

The content of diamond in a segment of a tool is specified by the so called concentration which can be defined as follows: concentration of 100 corresponds to 4.4 carats (0.2 g) of diamond in 1 cm³, which constitutes 25% of volume. Other values of the concentration of diamond are determined proportionately to the basic value of 100 [1]. In the production of tools most often the concentration of 20-25 is used.

In the past the use of diamond as a tool material was limited to its natural variant (Fig. 3b). As a result of crushing and sorting of diamond bort, diamond powders of different particle sizes were obtained.

Only the possibility of producing synthetic diamond allowed for controlled modification of the shape and properties of particles, from very fine-grained, used for grinding and polishing, to large, strong crystals of the regular, multifaceted shape (Fig. 3a), used for cutting the stones and ceramic materials that are most difficult for processing.

3. RETENTION OF DIAMOND PARTICLES IN METALLIC MATRIX

A significant property of the matrix material is retention – i.e. maintaining (Fig. 4) particles of a diamond during the work of a diamond impregnated tool. Diamond particles are maintained in a matrix thanks to mechanical or chemical connections, or by both of those connections simultaneously [1,3]. Mechanical connection is obtained during the cooling after the process of hot pressing. Because diamonds have a very small coefficient of thermal expansion in relation to metals, diamond particles are pressed by the shrinking matrix [4]. Maintaining appropriate mechanical connection depends on elastic and plastic properties of the matrix material. The analysis of the retention of diamond particle in relation to mechanical properties of the matrix was conducted in papers [3,5,6,7]. The most significant parameters of the assessment of retention are elastic strain energy and plastic energy of the deformed matrix around a diamond particle (Fig. 4b) [8].

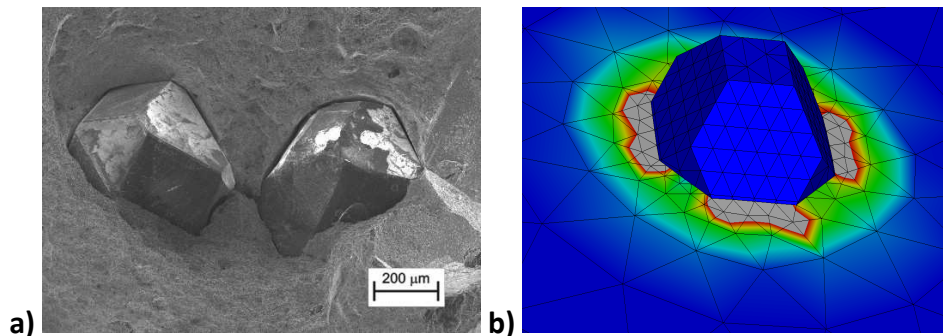


Fig 4. Fractured surface of a segment with diamond particles a), numerical model of a diamond particle with the surrounding plastic zone b) [3,4]

4. PRODUCTION AND PRICES OF INDUSTRIAL DIAMONDS

Industrial diamond was produced in 30 countries in 2009. Total industrial diamond (synthetic and natural) production was estimated to be more than 880 Mg (4400 million carats). Natural industrial diamond world production was estimated to be more than 110 Mg (55 million carats) which decreases from year to year. The production of industrial diamonds increases rapidly from 2,5 Mg in 1950 year to 887 Mg in 2009 year. The distinct increase of the consumption of industrial diamonds in USA is presented in the Figure 5.

Russia was the leading producing country of natural industrial diamonds, followed by Congo and Australia. These three countries produced more than 73% of the world's natural industrial diamond. The technology of the production of synthetic diamonds was mastered in at least 15 countries [9]. The United States has been a major producer of synthetic diamond for decades. Now China is the leading producing country of synthetic diamonds, followed by the United States (Fig. 6).

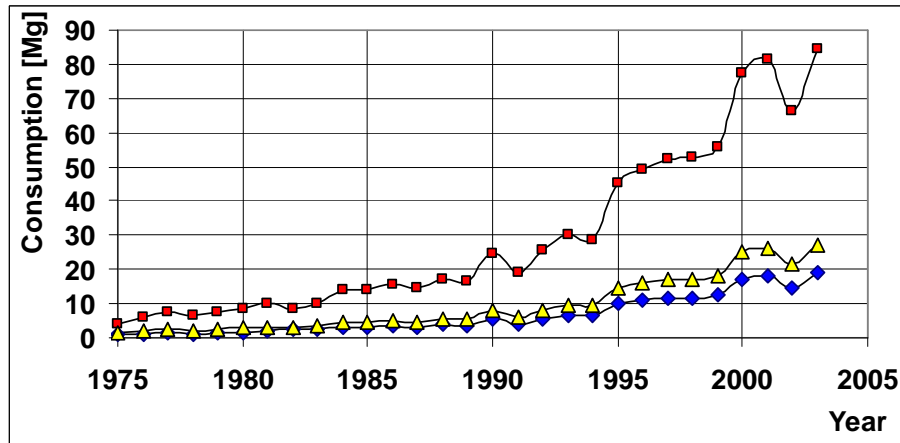


Fig. 5. Consumption of industrial diamonds in USA, the red color – total consumption, the blue color – consumption in stone and ceramic production, the yellow color – consumption in machinery manufacturing

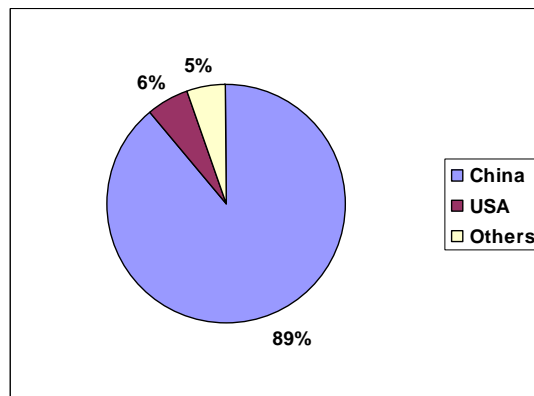


Fig. 6. World production of synthetic diamonds

Natural and synthetic industrial diamonds differ in price. The price of natural diamonds varies from an average of \$1 per carat (0.2 g) for bort size material to about \$2.50 to \$10 per carat for stone. The prices for synthetic diamond dust, grit, and powder used in grinding and polishing range from as low as \$0.26 to \$1.70 per carat. Strong material for sawing and drilling sells for \$1.00 to \$3.50 per carat.

Due to the price, synthetic diamonds constitute more than 90% of all industrial diamonds, despite they possess worse functional properties. The annual average prices of industrial diamonds is presented in the Figure 7.

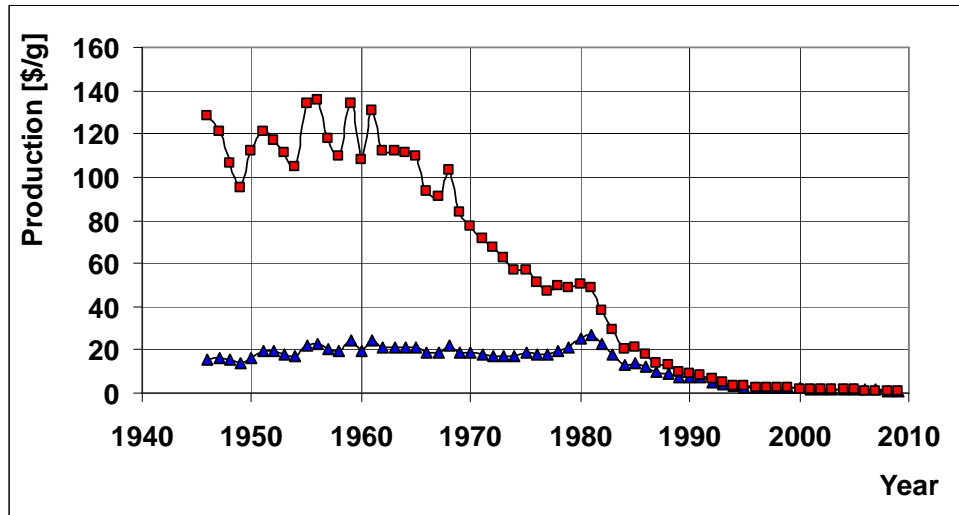


Fig. 7. The annual average prices of industrial diamonds after the Second World War, blue plot – nominal average price, red plot – average price with US dollar reduced to 1998 year

5. THE LEVEL OF MINING AND PRODUCTION OF COBALT IN 1900-2010

Statistical data concerning the production and the prices of cobalt have been collected since 1900 [10,11,12]. Analysing the production and the consumption of cobalt one can observe two periods (Fig. 8). In the period from 1900 to 1938 the consumption of cobalt was not high. Then since 1939 (the outbreak of World War II) there has appeared a quick increase of the consumption of cobalt.

From the moment when the technology of obtaining synthetic diamonds on an industrial scale was developed, the use of diamond impregnated tools increased significantly [9] as the price of synthetic diamonds is definitely lower from the price of natural diamonds. That caused a further increase in the demand for cobalt; the production and the consumption of cobalt increased rapidly. If in the period to 1938 the average consumption in the USA amounted to about 200 tonnes per year, then in the years 1950-2009 the average value amounted to about 8000 tonnes per year.

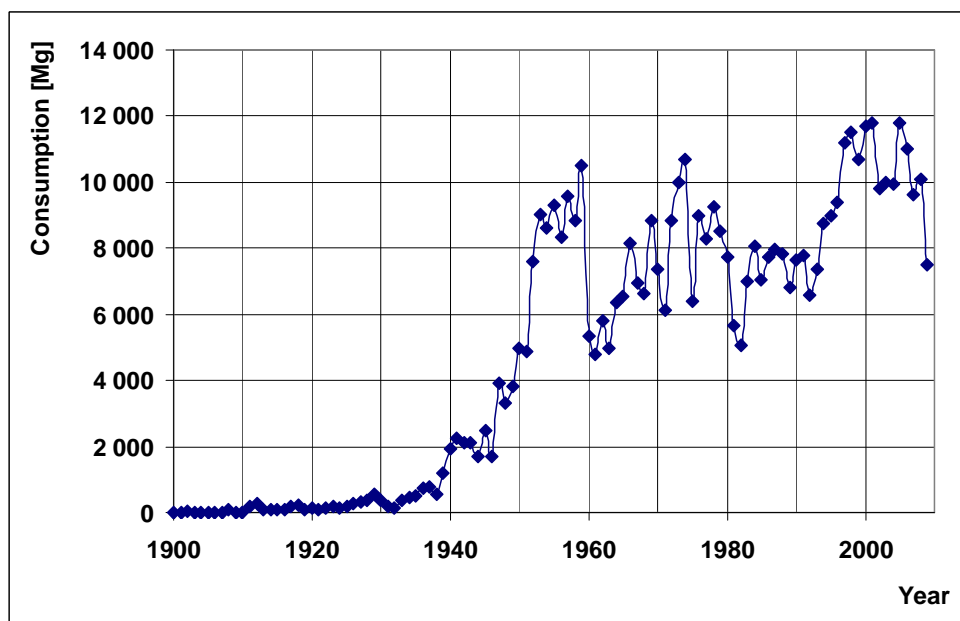


Fig 8. The amount of the consumption of cobalt in the USA (in tonnes) starting in 1900

The mining of cobalt in 2009 in total amounted to 72.3 thousands of tonnes and it was focused on a small group of countries, mainly in: Congo, Russia, China, Zambia, Australia, Canada and Cuba. The participation of individual countries in the mining is shown in Figure 9. In 2010 there appeared a further strong increase in the mining which is estimated at 88 thousands of tonnes.

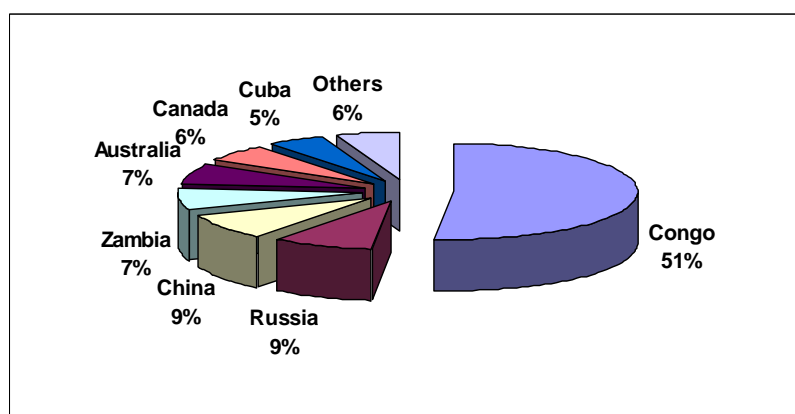


Fig. 9. The percentage share of individual countries in the mining of cobalt

The fastest increase in the mining of cobalt in the last decade was noted in Congo (Fig. 10). From approximate 10 thousands of tonnes in the years 2002-2003, to the estimated 45 thousands of tonnes in 2010. In 1994-1995 the mining in that region amounted to approximate only 3.4 thousands of tonnes.

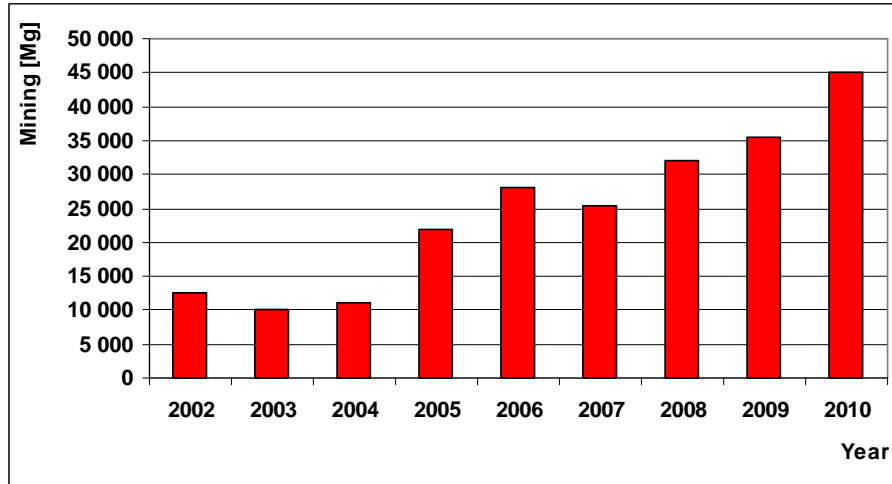


Fig 10. The dynamics of the mining of cobalt in Congo in the last decade,

6. THE LEVEL OF PRICES OF COBALT IN 1900-2010

In the first considered period (to 1938) the price of cobalt showed greater stability and fluctuated around an average value amounting to 4045 \$/tonne. The range of the price change was between 230 \$/tonne (1908) to 6590 \$/tonne (1922). After World War II the price of cobalt further fluctuated on a balanced level, until the mid 1970s when the price increased rapidly (Fig. 11).

The price of cobalt has shown strong fluctuations since 1977 till the present moment (Fig. 11). Political events occurring in the regions connected with the mining of cobalt had a significant impact on its price. In the years 1977-1978 there was a rebellion in the Katanga province in Congo (Zair) [13]. The rebels based in Angola carried out a series of attacks on Katanga. The rebellion was brought under control with the help of French and Belgian troops.

In 1996 ethnic conflict between the Hutu and Tutsi tribes in the neighbouring Rwanda spread onto the area of Zair. The military activities called the First Congo War led to overthrowing the president Mobutu and the return to the previous name of Congo (*Democratic Republic of Congo*). These events led to a strong increase in the prices of cobalt in the mid 1990s.

In the years 2007-2008 there was again a strong increase in the prices of cobalt (Fig. 11). The price tripled, and then decreased to the previous level [11]. In the years 2009-2010 the price was more stable, yet it still showed fluctuations.

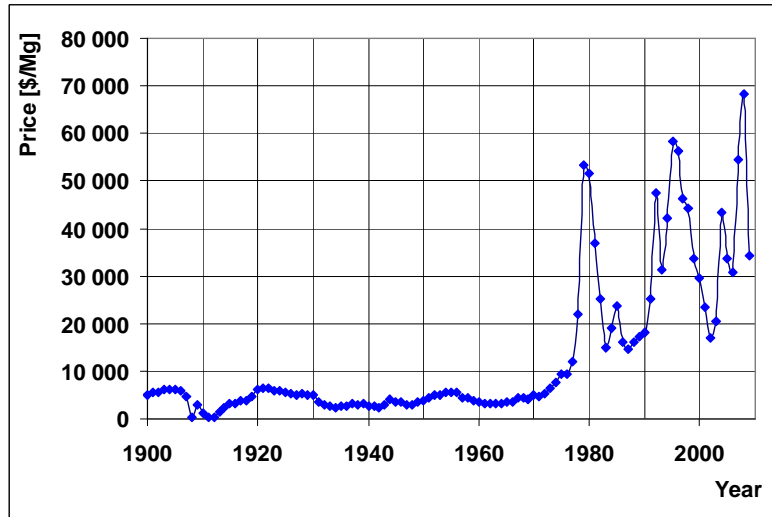


Fig 11. Dynamics of the price of cobalt in the years 1900-2009

7. SUMMARY

Since 1977 both the increase as well as strong fluctuations of the price of cobalt have been observed. However, in contrast with the price of cobalt, there has been observed a constant decrease in the price of synthetic diamonds.

Indeed, the costs of producing diamond impregnated tools are influenced by the costs of metallic matrix. That is why new materials are being sought for the matrix of the diamond impregnated segments in order to decrease the cost of producing a diamond impregnated tool. Works are conducted in that direction to replace cobalt with other cheaper alloys of metals, among others, sinters of cobalt with copper are used as matrices [14]. Copper enables to decrease the temperature of sintering or hot pressing, and hence the reduction of costs of the production of tool segments.

The global use of cobalt in 2009 was as follows [11,12]: lithium batteries – 25%, superalloys – 20%, hard materials – 18%, catalysts – 10%, other applications – 27%. The demand for cobalt will remain high, especially for applications in electric batteries. Lithium batteries, used in hybrid electric vehicles, contain large amounts of cobalt. Signalled by large automotive companies (Hitachi, General Motors, Honda) [11,12], the increase of production of hybrid vehicles will be an additional factor forcing the price of cobalt in the future.

Considering the above, it should be stated that it is appropriate to seek new materials for the matrix of diamond impregnated tools to free the production of those tools from cobalt.

8. REFERENCES

- [1] Konstanty J.: *Powder Metallurgy Diamond Tools*, Elsevier, Oxford, 2005.
- [2] Konstanty J.: *Producton and Applications of PM Diamond Tools*, International Powder Metallurgy Directory, 12/2006.
- [3] Lachowski J., Borowiecka-Jamrozek J., *Modelowanie komputerowe retencji i pracy cząstki diamentu w osnowie kobaltu*, Sympozjum Terotechnologie, Kielce, wrzesień 2005, str. 29-37.
- [4] Borowiecka-Jamrozek J., Lachowski J., *Własności mechaniczne, termiczne i atomowe kobaltu – osnowy narzędzi metaliczno-diaamentowych*, Sympozjum Teratechnologie, Kielce, wrzesień 2005, str. 39-46.
- [5] Romański A., Lachowski J., Konstanty J., *Diamond retention capacity – evaluation of stress field generated in a matrix by a diamond crystal*, Industrial Diamond Review, Vol. 66, No. 3, 2006, pp. 43-45.
- [6] Romański A., Lachowski J., *Modelowanie stanu naprężeń i odkształceń w spiekanych materiałach narzędziowych metaliczno-diaamentowych*, Rudy i metale nieżelazne, R52, nr 7, 2007, str. 402-409.
- [7] Lachowski J., Romański A., *Modelowanie retencji i pracy cząstki diamentu w osnowie metalicznej*, I Kongres Mechaniki Polskiej, Warszawa, 28-31.08.2007, stron 8.
- [8] Romański A., Lachowski J., Frydrych H., *Is energy of plastic deformation a good estimator of the retentive properties of metal matrix in diamond impregnated tools?* 2nd International Industrial Diamond Conference, 19-20th April 2007, Rome, Italy.
- [9] US Department of Interior, US Geological Survey;
URL: <http://minerals.usgs.gov/minerals/pubs/commodity/diamond>.
- [10] US Department of Interior, US Geological Survey; URL: <http://minerals.usgs.gov/minerals/pubs/commodity/cobalt>.
- [11] World Mineral Production 2005-09, British Geological Survey, Keyworth, Nottingham, 2011; URL: <http://www.bgs.ac.uk/mineralsuk>
- [12] Cobalt Development Institute; URL: <http://www.thecdi.com>
- [13] www.en.wikipedia.org, access 10mar2011.
- [14] Romanski A., Lachowski J., *Effect of friction coefficient and mechanical properties of the matrix on its diamond retention capabilities*, 5th International Powder Metallurgy Conference, October 8-12, 2008, Ankara, Turkey, pp. 298-307.